

Adopted October 21, 2024

Public Opinion Survey



During the month of April 2024, the Planning Board conducted a public opinion survey of Seabrook residents to solicit their views on a wide range of issues that will impact the community in the future. The board's intent in soliciting public input is to ensure that the master plan reflects the views and sentiments of a majority of townspeople. Thank you to all who participated. We are in receipt of 540 responses! That is a great response.

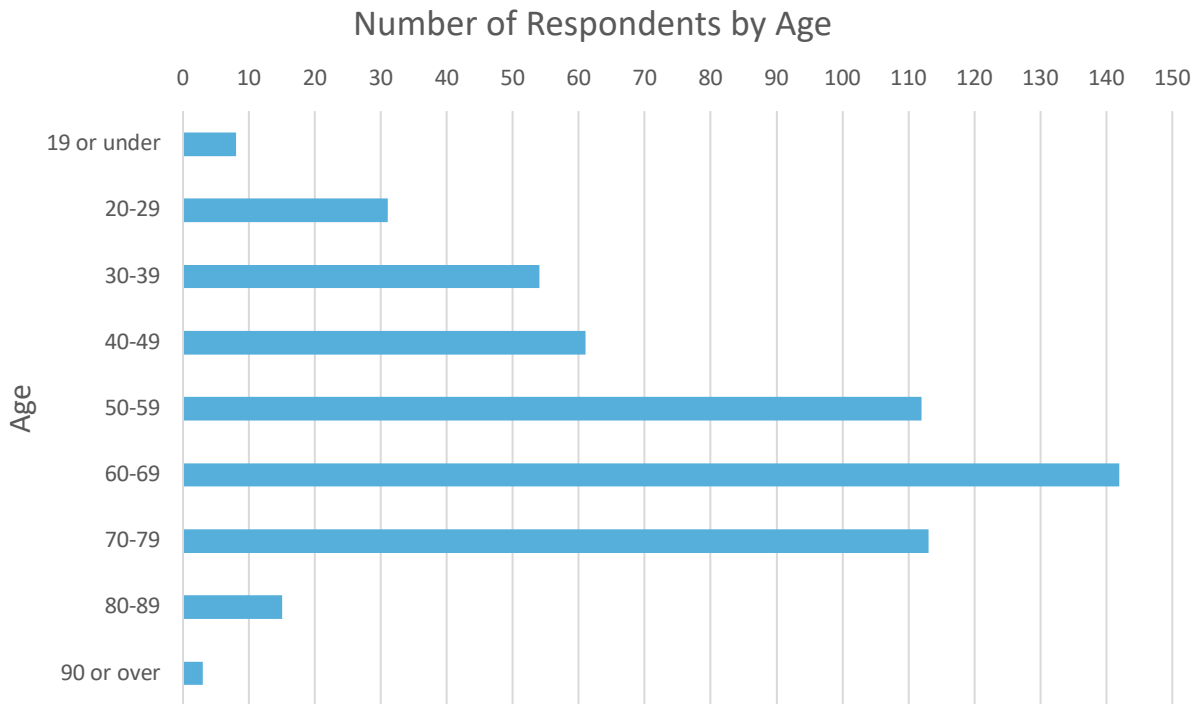
The survey had 25 questions, and in many cases, additional comments were welcomed to supplement the responses to most of the 25 questions. Respondents left 2,484 such comments, all of which are readily accessible on the project website at <https://seabrookmp.online/survey>.

A large majority of the survey respondents (501) submitted their preferences electronically. The remaining 39 did so via paper and submitted them at polling stations at the Town Hall (see below right), the Recreation Center, and the Library (below left).

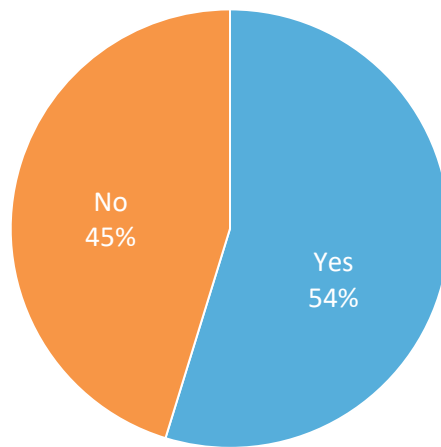


Images 1 & 2. Repositories for paper survey forms at the library (above) and at the Town Offices (right).

Q1 How old are you?



Q2 Should the Town establish or build a senior center?



Q3 If you answered yes to Question #2, where in town should the senior center be located?

This question elicited 274 responses. The responses may be viewed on the project website at <https://seabrookmp.online/survey>.

Q4 How satisfied are you with Seabrook’s municipal facilities and services?

Town Service/Facility	Very Satisfied	Satisfied	Neutral	Unsatisfied	Very Unsatisfied	I do not use this service
Recreation Center	13%	33%	23%	5%	3%	23%
Town Hall Services	24%	50%	19%	4%	2%	1%
Athletic Fields	5%	20%	21%	5%	2%	47%
Elementary School	4%	12%	18%	9%	5%	52%
Middle School	4%	9%	17%	9%	7%	53%
Police Department	23%	50%	17%	3%	2%	4%
Fire Department	36%	45%	10%	2%	2%	4%
Ambulance	35%	33%	11%	2%	0%	18%
Seabrook Beach	28%	41%	16%	9%	2%	4%
Library	38%	32%	12%	1%	0%	18%
Water & Sewer	27%	44%	18%	8%	2%	1%
Road Maintenance	19%	43%	22%	11%	4%	0%
Transfer Station	32%	41%	15%	4%	1%	6%
Town Parks	10%	26%	21%	9%	3%	31%
Elderly Services	3%	13%	21%	7%	1%	54%

Q5 What additional facilities and spaces will the Town need as it grows? Feel free to provide additional comments.

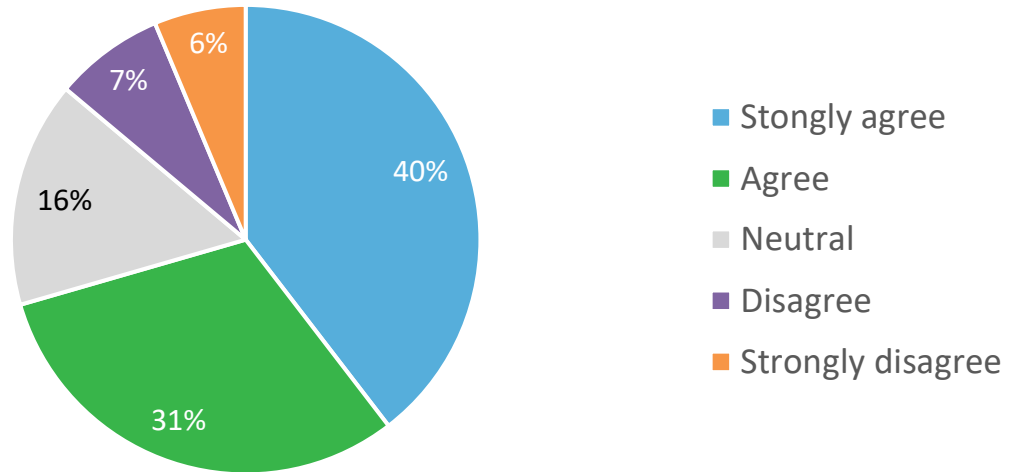
This question elicited 266 responses. The responses may be viewed on the project website at <https://seabrookmp.online/survey>.

Q6 Please indicate the importance of each item in the list below.

	Very Important	Important	Neutral	Less Important	Not Important at All
Friendly & Welcoming	44%	39%	13%	2%	2%
Preserve open space	53%	34%	11%	1%	1%
Affordable housing for local people	39%	32%	18%	5%	5%
Wish there was less traffic	39%	31%	25%	5%	1%
We need more stores	4%	10%	19%	28%	39%
We need more restaurants	9%	20%	26%	20%	25%
Better paying jobs	26%	34%	33%	2%	5%
Diverse	13%	25%	35%	9%	18%
Unchanged	9%	10%	51%	11%	18%
Safe	79%	16%	4%	0%	0%
Great schools	56%	25%	15%	2%	2%
Energy efficient	40%	35%	16%	4%	4%
No pollution	40%	35%	20%	4%	2%
Neighorly	42%	39%	15%	2%	2%
Great Town Services	56%	36%	6%	1%	1%
Live Free or Die	46%	21%	18%	6%	9%
Prosperous fishing industry	36%	36%	19%	5%	4%
Family friendly	49%	40%	9%	1%	1%
Quiet	33%	45%	17%	4%	1%
Budget conscious	58%	30%	10%	1%	1%
Low taxes	63%	26%	8%	2%	1%
Authentic	32%	32%	28%	4%	4%

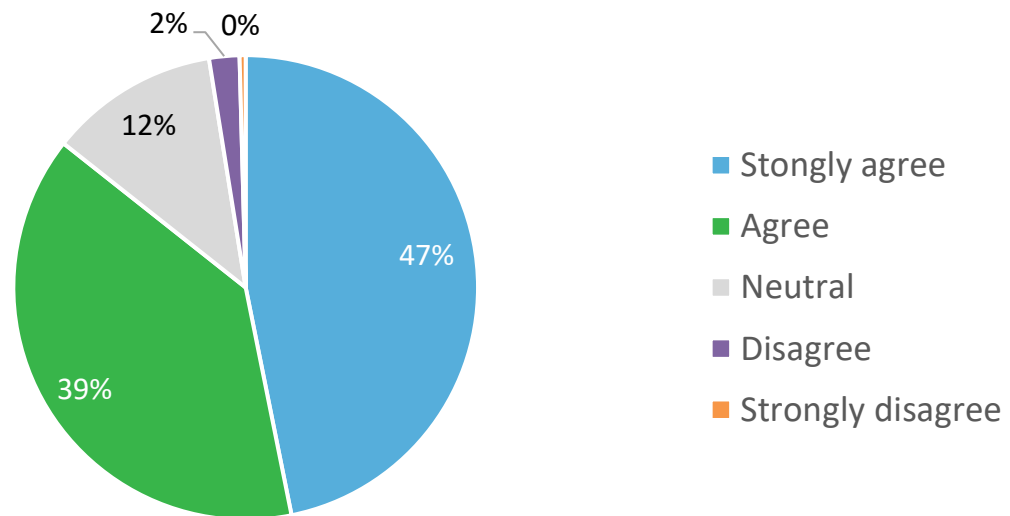
This question elicited 96 additional comments. The responses may be viewed on the project website at <https://seabrookmp.online/survey>.

Q7 As a low-lying coastal community, Seabrook must prepare for a changing climate.



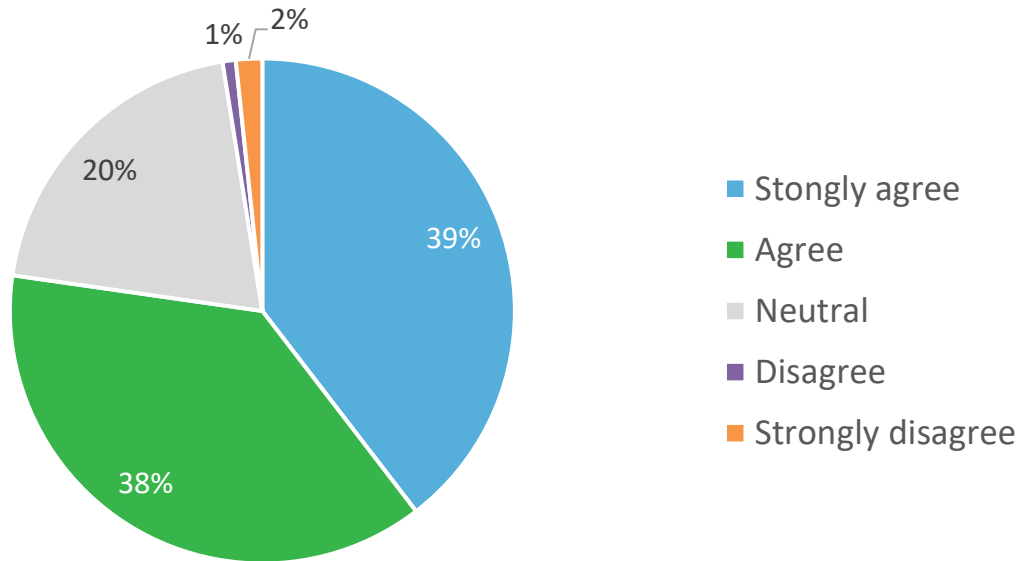
This question elicited 58 additional comments. The responses may be viewed on the project website at <https://seabrookmp.online/survey>.

Q8 The community should continue to support the local commercial fishing industry.



This question elicited 28 additional comments. The responses may be viewed on the project website at <https://seabrookmp.online/survey>.

Q9 The Town should work with interested and willing property owners to conserve a greater percentage of land in town.



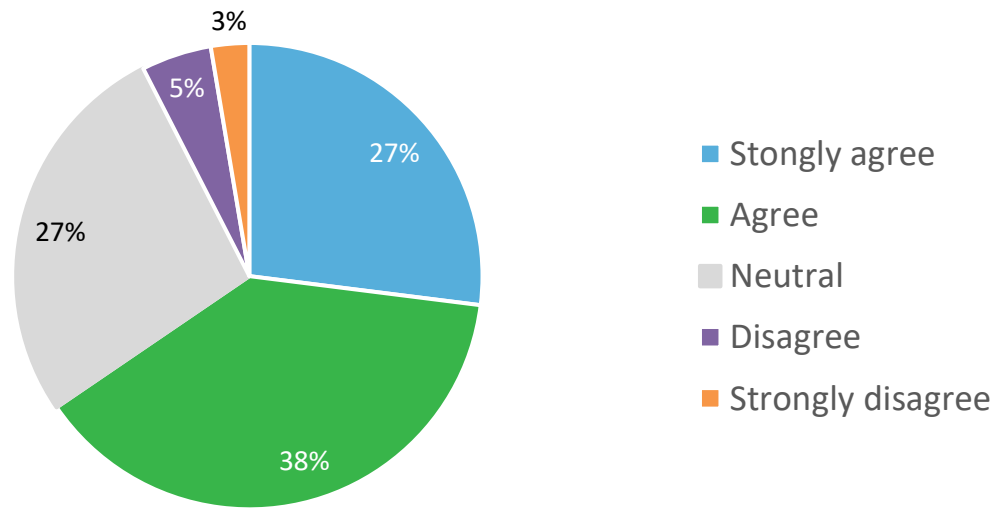
This question elicited 39 additional comments. The responses may be viewed on the project website at <https://seabrookmp.online/survey>.

Q10 One word I would use to describe how I want Seabrook to be in the future is:



This question elicited 409 responses. All 409 may be viewed on the project website at <https://seabrookmp.online/survey>.

Q11 Parks and recreational facilities and programs in Seabrook are important to my quality of life.



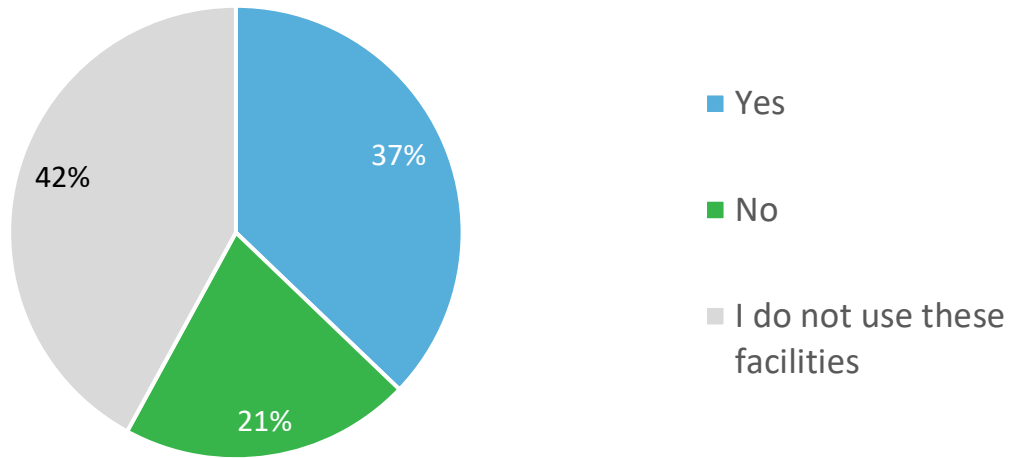
This question elicited 47 additional comments. The responses may be viewed on the project website at <https://seabrookmp.online/survey>.

Q12 How satisfied are you with the following recreational services in Seabrook?

Recreational Service	Very Satisfied	Satisfied	Neutral	Unsatisfied	Very Unsatisfied	I do not use this service
Variety of recreational amenities	7%	25%	30%	13%	3%	21%
Quality of athletic fields	6%	20%	26%	7%	2%	39%
Condition facilities & structures	4%	25%	33%	9%	4%	24%
Variety of recreational programs	6%	25%	27%	13%	2%	27%
Accessibility of recreational opportunities	5%	27%	32%	9%	3%	24%
Passive use recreational areas	5%	22%	33%	17%	7%	17%
Parking at athletic fields	4%	22%	29%	7%	1%	37%
Parking at beach	15%	25%	24%	21%	12%	3%

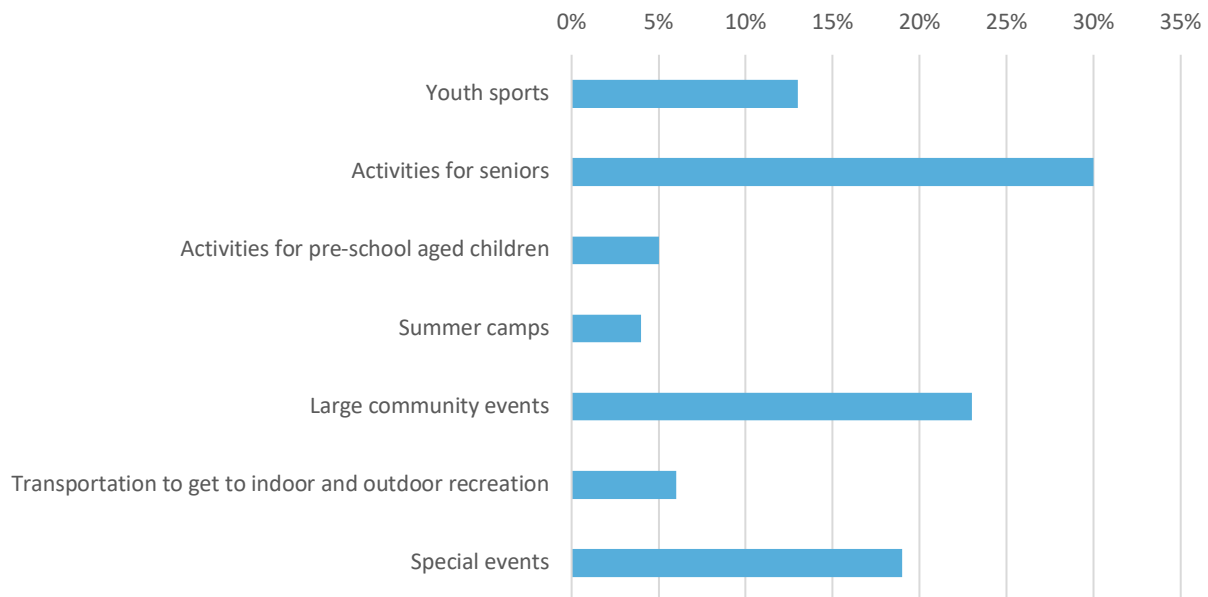
This question elicited 85 additional comments. The responses may be viewed on the project website at <https://seabrookmp.online/survey>.

Q13 Do existing recreation facilities and programs meet your needs?



This question elicited 58 additional comments. The responses may be viewed on the project website at <https://seabrookmp.online/survey>.

Q14 What types of additional programming would you like to see? (Select all that apply)

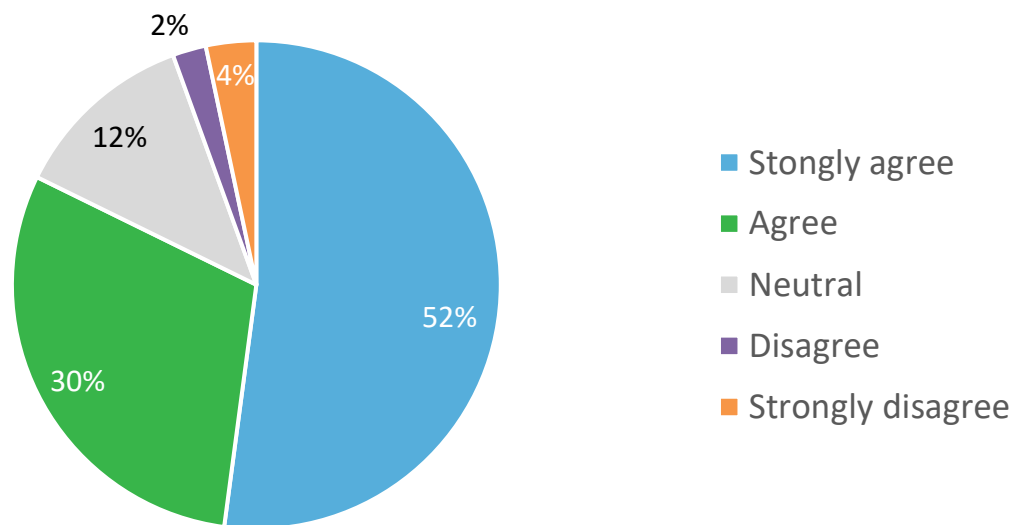


This question elicited 104 additional comments. The responses may be viewed on the project website at <https://seabrookmp.online/survey>.

Q15 Please use this space to tell us about additional recreational opportunities and amenities you would like to have in Seabrook.

This question elicited 204 responses. The responses may be viewed on the project website at <https://seabrookmp.online/survey>.

Q16 The proposed rail trail could be a great asset for Seabrook, both for recreational use and as an alternative means for residents to avoid traffic in the Route 1 corridor.



This question elicited 66 additional comments. The responses may be viewed on the project website at <https://seabrookmp.online/survey>.

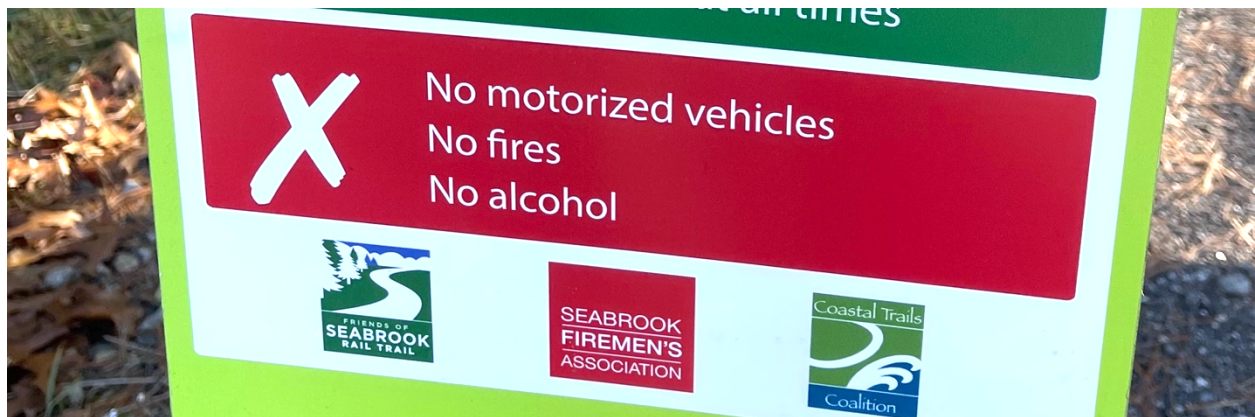
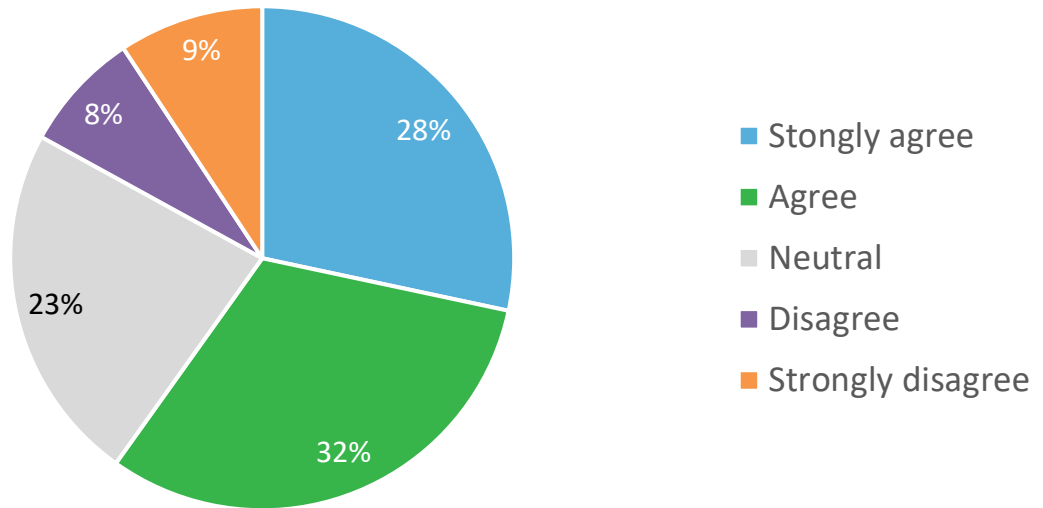


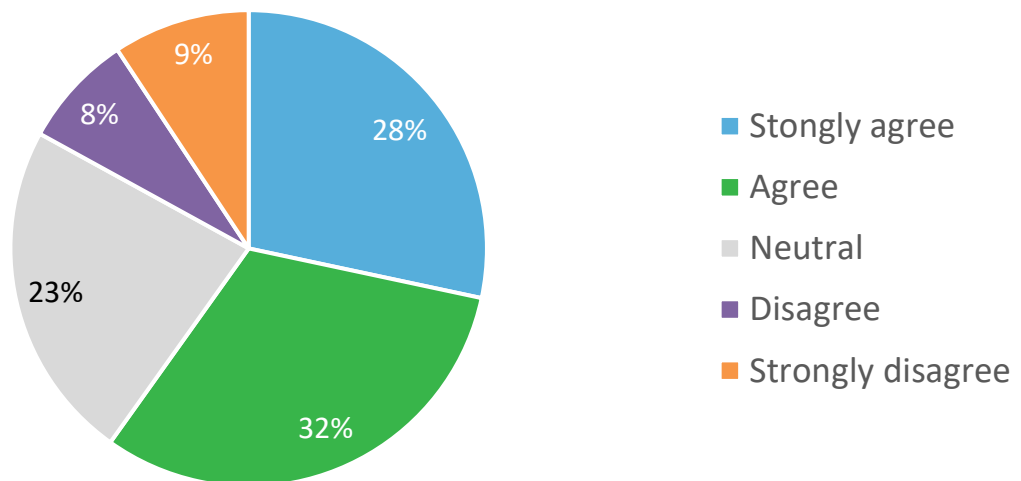
Image 3. Sign at the Rail Trail entrance situated off Collins Street.

Q17 The Town should encourage these initiatives:

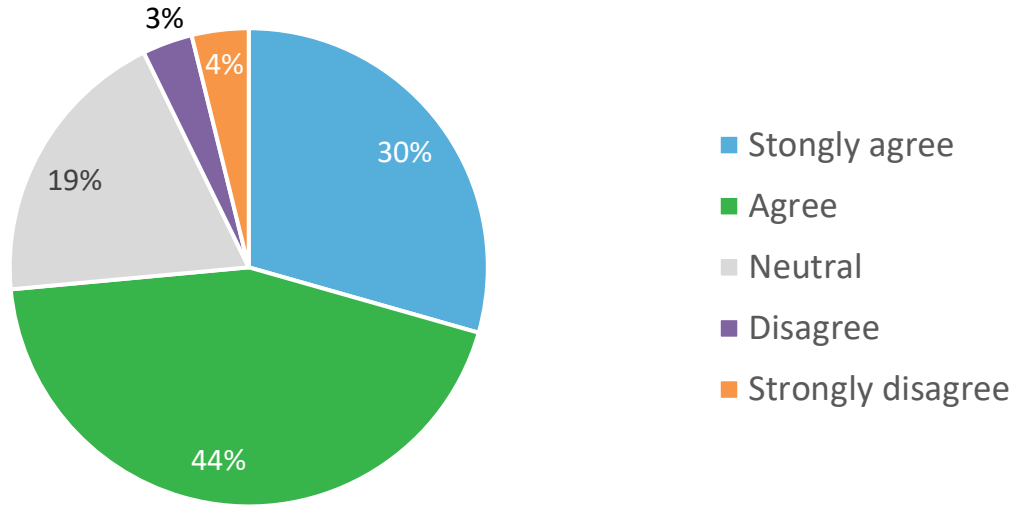
Solar Energy for Town Facilities & Operations



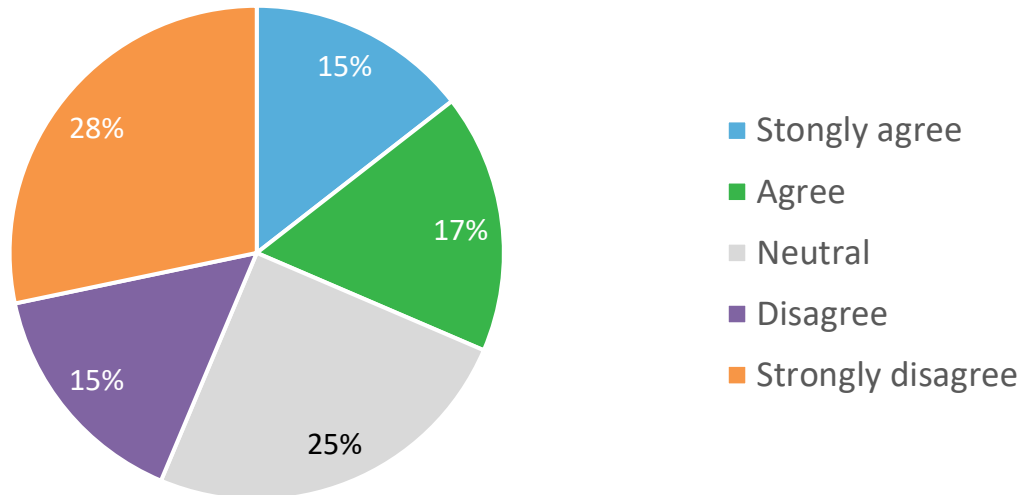
Privately Owned & Operated Solar Farms



Energy Conservation Measures for Town Facilities & Operations



Offshore Wind Farms



The four energy-related questions above elicited 43 additional comments. The responses may be viewed on the project website at <https://seabrookmp.online/survey>.

Q18 NH and the nation are experiencing an unprecedented housing shortage. What should new housing in Seabrook look like?

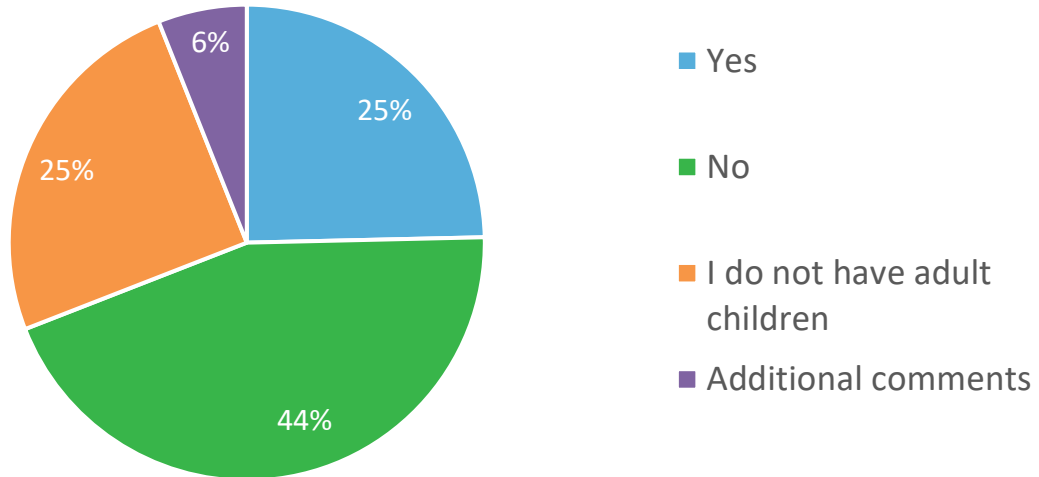
Housing Type	High Priority	Medium Priority	Low Priority
Single family homes on small lots	32%	46%	22%
Single family homes on large lots	23%	38%	39%
Clusters of single-family homes	17%	45%	38%
Accessory dwelling units, in-law apartments, or backyard cottages	25%	33%	41%
Duplexes and triplexes	13%	36%	51%
Apartment buildings	9%	20%	71%
Tiny homes sharing lots with existing homes	18%	21%	60%
Townhouses or condominiums	14%	43%	43%
Workforce housing, e.g. housing for first responders, teachers, nurses, etc.	22%	37%	41%
Housing for adults over 55 (independent senior housing)	38%	42%	20%
Assisted living facilities	25%	43%	32%
Manufactured housing parks	6%	22%	71%
A mix of apartments and small businesses in a village-like setting	19%	31%	50%

This question elicited 67 additional comments. The responses may be viewed on the project website at <https://seabrookmp.online/survey>.

Q19 Are there any housing types that would not work well in Seabrook? If so, which ones, and why?

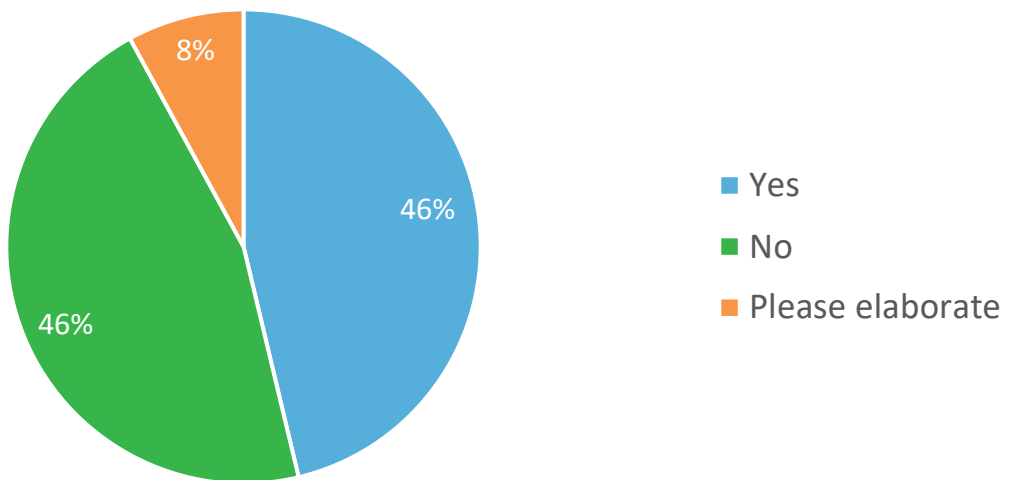
This question elicited 223 comments. The responses may be viewed on the project website at <https://seabrookmp.online/survey>.

Q20 If your adult children wish to reside in Seabrook, can they afford to do so?



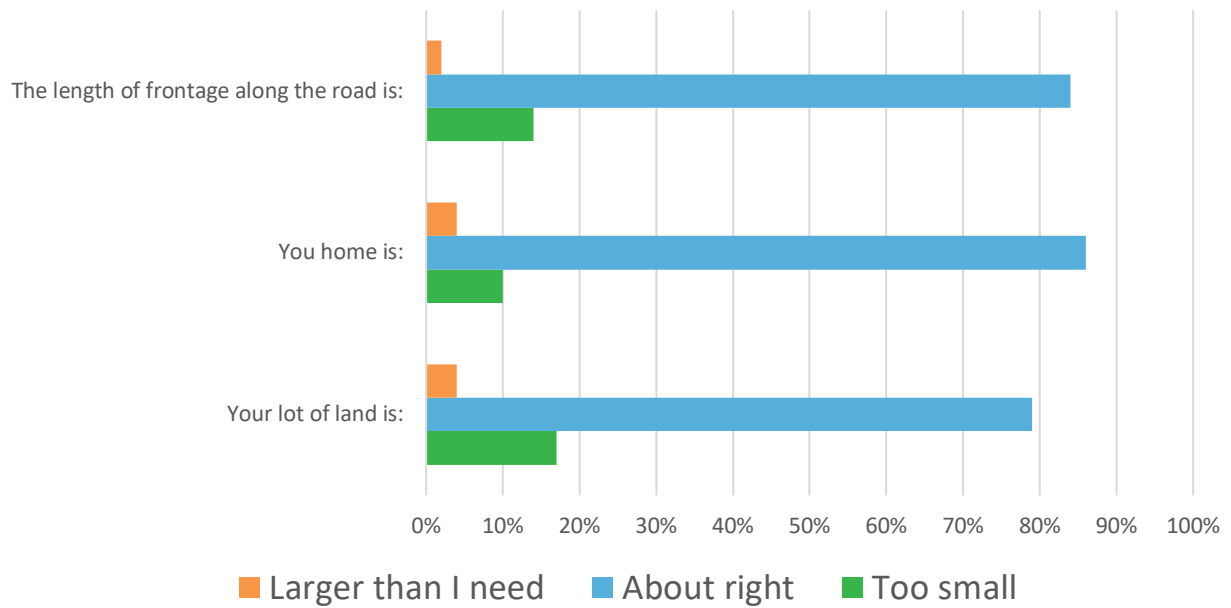
This question elicited 25 comments. The responses may be viewed on the project website at <https://seabrookmp.online/survey>.

Q21 Have you, or anyone with whom you are acquainted, had a difficult time finding housing in Seabrook?



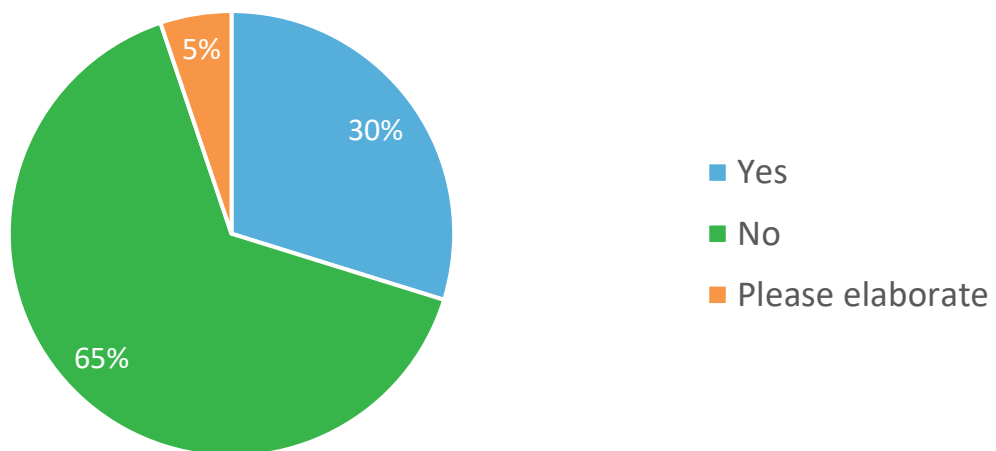
This question elicited 33 comments. The responses may be viewed on the project website at <https://seabrookmp.online/survey>.

Q22 In the place where you currently reside, do you feel that:



This question elicited 23 comments. The responses may be viewed on the project website at <https://seabrookmp.online/survey>.

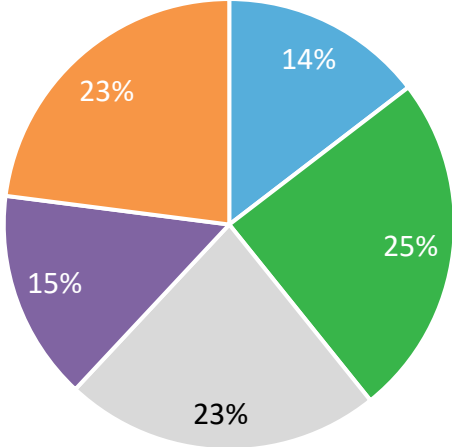
Q23 Have you, or anyone with whom you are acquainted, had a difficult time finding a smaller dwelling in Seabrook?



This question elicited 21 comments. The responses may be viewed on the project website at <https://seabrookmp.online/survey>.

Q24 Tiny houses in a nearby community are each sized at 400 square feet and include a loft. Should Seabrook permit this type of development at appropriate locations west of the salt marsh?

Tiny Houses



■ Strongly agree ■ Agree ■ Neutral ■ Disagree ■ Strongly agree

This question elicited 53 comments. The responses may be viewed on the project website at <https://seabrookmp.online/survey>.

Q25 How should Seabrook respond to the regional housing shortage?

This question elicited 262 comments. The responses may be viewed on the project website at <https://seabrookmp.online/survey>.




Image 4. For those who preferred to submit a survey response via paper forms rather than electronically, this 1890 ballot box served as a repository at the Town Offices.